

## LED Downlight Series R766 Retrofit Quick Connect Kit



### Product Features

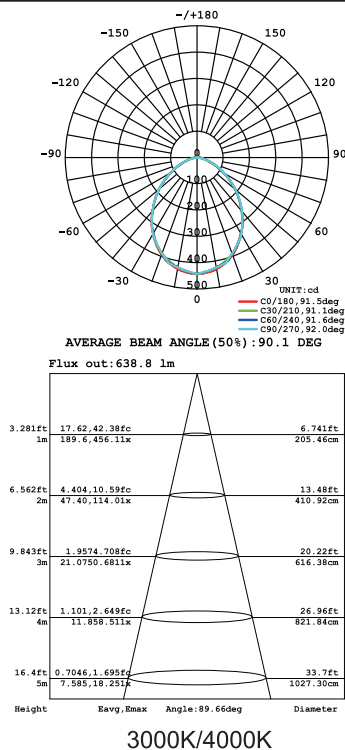
- 125mm Cut-Out ideal for retrofit applications
- Compact size
- Low glare light
- High efficiency LED chip and reflector system
- Low heat generation
- Anodized aluminum heat sink
- Significant energy savings of 85% and low maintenance costs
- Operating Temperature -30°C to +40°C
- Long life, average 30,000h
- c/w insulation spacer frame
- Quick connect driver DRACC350 20W
- IP44



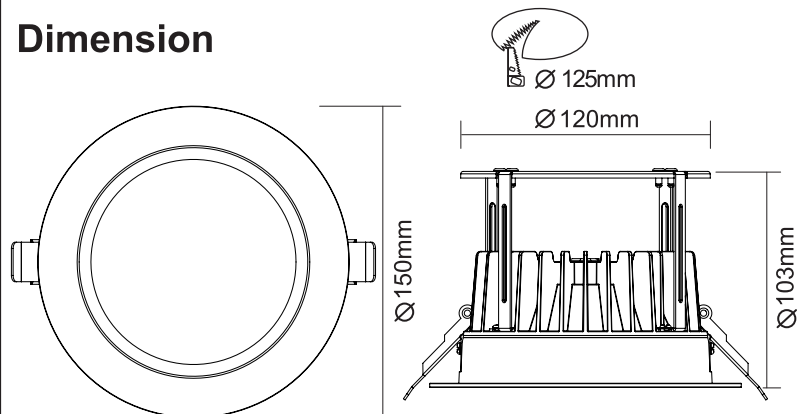
**Option: \* Dimmable Driver DRDACC350 20W**

**IMPORTANT: DO NOT CONNECT TO LIVE DRIVER**

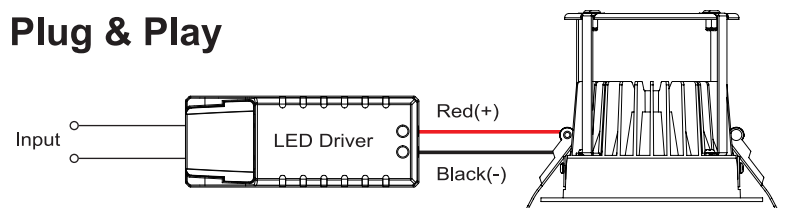
**ALWAYS INSTALL DRIVER ABOVE INSULATION NEVER UNDER**



### Dimension



### Plug & Play



### Technical Data

Part NO.	Ring Colour	Input Current (mA)	Input Voltage (V)	Power (W)	Field Angles	Colour Temperature	Lumens (lm)	CRI	Weight (g)	Dimension ØxH (mm)
R766 KWWL / *KWWDL	White	350	46	16	90°	3000	1100	80	530	Ø 150x103